

RP101 Rescue Figure 8 Stainless Steel

Data Sheet



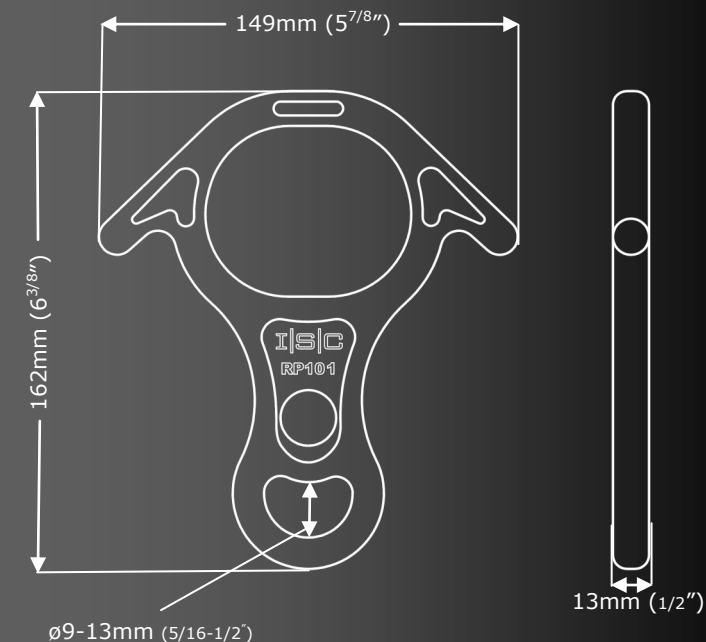
climb. work. rescue.

ISC

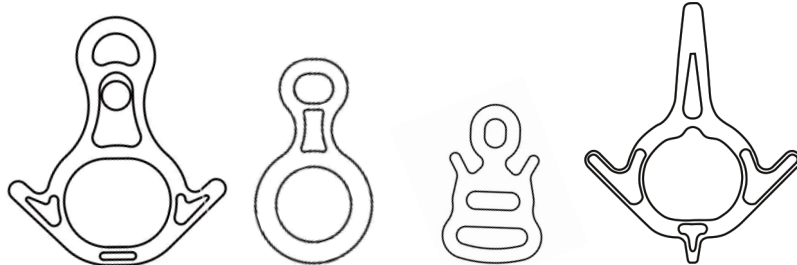
SOLUTIONS IN METAL

ISC Manufactures an extensive range of Ascenders and Descenders for use on a wide variety of ropes.

The Rescue Figure 8 devices have extended side bars to keep the rope in place, preventing the rope from creeping inwards and causing unwanted locking.



Weight	600g (21oz)
Body Material	Stainless Steel
Finish	Polished
Rope Size	Max 9- 13mm (5/16-1/2")
MBS	80kN (17985lbf)



Part code	RP100 / 101	RP110	RP120	RP130
EN1891/EN892	$8 \leq \varnothing \leq 13\text{mm}$	$8 \leq \varnothing \leq 13\text{mm}$	$5 \leq \varnothing \leq 7\text{mm}$	$8 \leq \varnothing \leq 13\text{mm}$
MBS	35kN / 80kN	25kN	25kN	30kN
YY/BBBBB/XX	Year of manufacture / production batch / individual serial number			

Cleaning



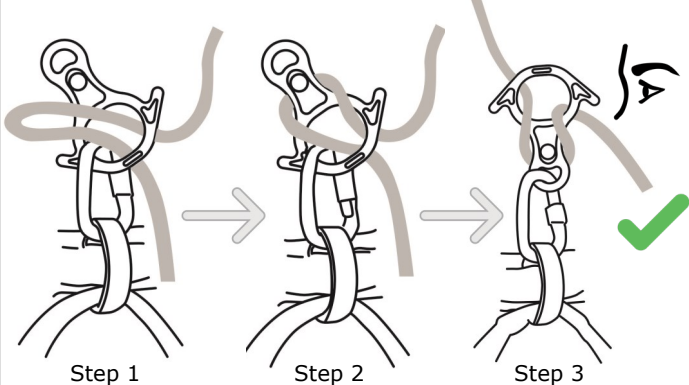
Max 40°C



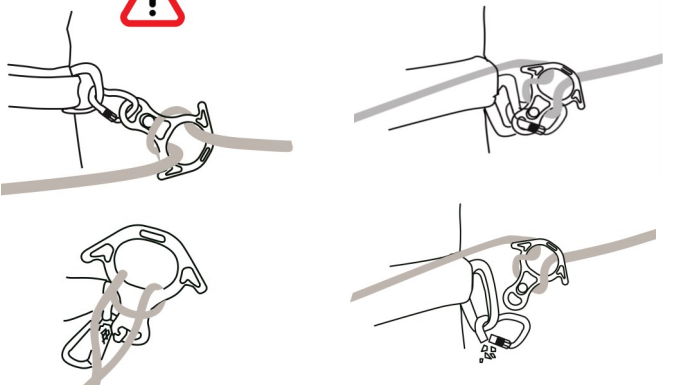
Dry naturally



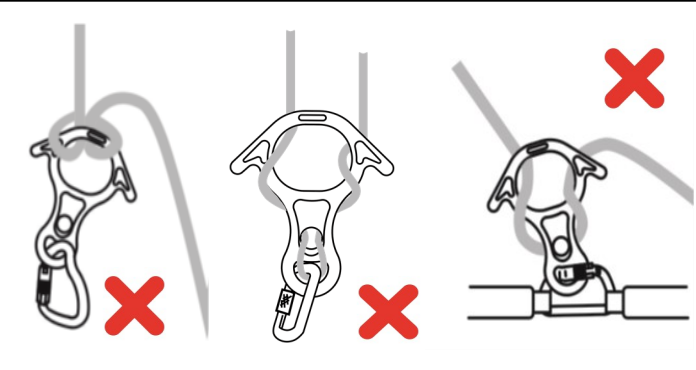
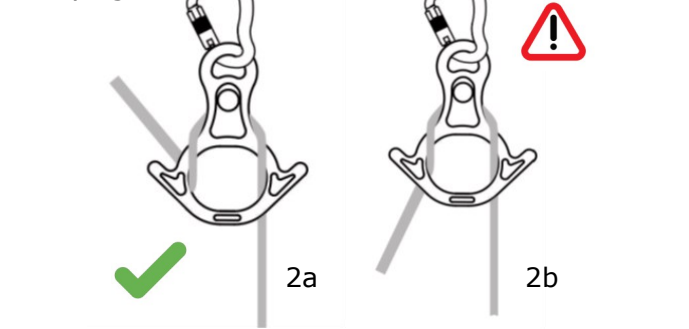
Attachment



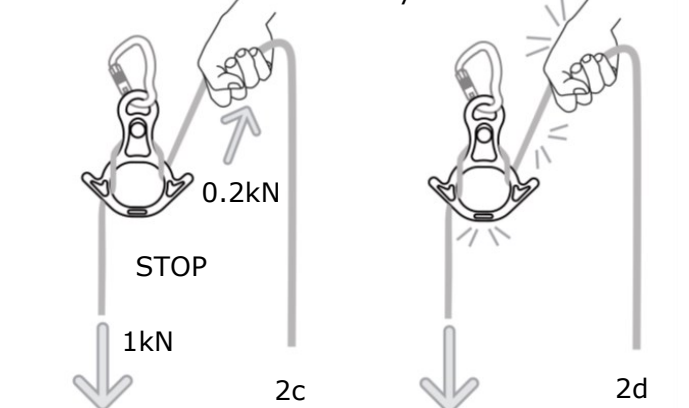
Rollout



Belaying



Static load



Additional friction

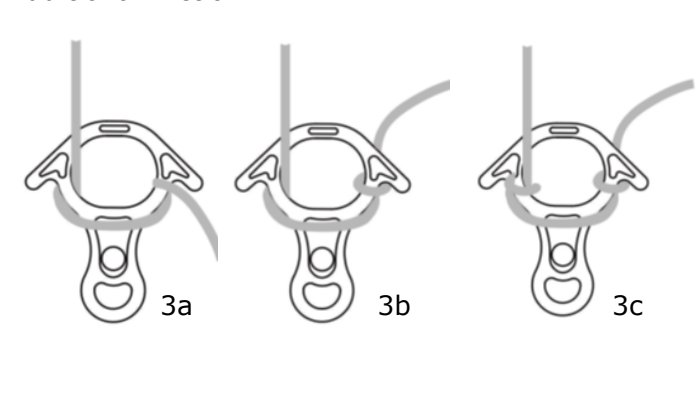


Figure 8 descender.

General

ISC equipment and components for prevention of falls from height meet or exceed recognised European, American or other International standards. A multi-language user instruction manual should accompany this product. It is the users responsibility to read and understand these instructions before use.

WARNING - Activities involving the use of this equipment are inherently dangerous – this equipment should only be used by a competent person or a person specifically trained in its use who is under the direct supervision of a competent person.

Responsibility

It is the user's responsibility to ensure understanding of the correct safe use of this equipment, to use it only for the purposes for which it is designed, and to practise all proper safety procedures. It is mandatory that a Risk Assessment be carried out prior to any use and a rescue plan be in place for any work at height. Do not exceed loads either specified by the manufacturer or loads derived from the specified MBS using a recognised factor of safety. Do not under any circumstances modify the product as alterations may render it ineffective.

Compatibility

Always ensure that all components within a safety system are compatible and allow the system to function safely.

Use Inspection

Immediately before, during and after use make visual inspections of the product to ensure that it is in a serviceable condition and is operating correctly.

Use Requirements

It is recommended that the viability of any installation should be verified by a suitably qualified person. Extreme care should be taken when using this product near harmful chemicals, moving machinery, electrical hazards and near sharp edges and abrasive surfaces. Wet and icy conditions may cause the rope to become slippery.

Modifications, repair

There are no serviceable parts on this device.

Product Inspection & Maintenance

In addition to the visual inspections (see Inspection) a thorough examination should be carried out by a competent person in line with applicable legislation and the intensity and environment of use. ISC recommends a thorough examination at least every twelve months. The product should be immediately withdrawn from use and not used again until confirmed in writing by a competent person that it is safe to do so, should any doubt arise about its condition for safe use or, if it has been used to arrest a fall.

Use

Before each use, verify the correct installation of the rope. Ensure the movement can be controlled and is smooth. Ensure the device is attached directly to your load bearing harness attachment point using a locking karabiner.

Fig 1 Attachment

Thread a loop of rope through the large hole of the device, over the top of the connection hole. Attach a EN362:2004 connector between device and harness.

Fig 2. Belaying

When belaying running the rope in the direction shown in Fig 2a will give more effective braking. Fig 2b will give limited braking.

Fig 2d—Maximum shock load 2—3kN, with a risk of substantial rope slip. This could lead to burning of hands and releasing of the rope when subjected to a heavy fall.

Fig 3. Additional braking

Additional wraps of rope can be introduced to increase the friction and aid the control of a lowering operation.

All rope adjustment devices create heat when travelling along rope at speed, which can cause damage to the rope. Always check the rope for damage as well as the device.

Rollout

Protect against rollout by ensuring that you choose a suitable connector.

Storage & Transportation

The product should be stored in a clean, dry environment away from exposure to UV, corrosive or chemical substances or extreme heat sources. Care should be taken to protect the product against damage during transportation.

Lifespan

Extreme temperatures and the effects of chemicals, rust, cuts and abrasions could affect the performance and lifespan of the equipment, to as little as a single use. The potential lifetime of ISC products is up to 10 years for plastic or textile products, and indefinite for metal products. The actual lifetime of a product depends on a variety of factors such as, the intensity of use, the frequency of use, the environment in which it has been used, the competency of the user, and how well it has been maintained and stored etc. Defective equipment shall be put beyond use to ensure it is not used as safety equipment.

Cleaning

The product must be cleaned regularly (or after every use in a marine environment) with a mild detergent. Afterwards the product should be rinsed in clean water and allowed to dry naturally.

Manufacturers' responsibility

The manufacturer or distributor will not be held responsible for any eventual damages, injuries or death resulting from an improper use of this equipment. If there is any doubt about the compatibility of the products you have chosen please consult the manufacturer. This device is manufactured in the UK by ISC Ltd., Unit 1 Plot 2 Llandygai Ind Est., Bangor, Gwynedd. LL57 4YH

THIS DOCUMENTATION SHOULD BE ISSUED WITH AND KEPT FOR EACH ITEM OR SYSTEM.
DIESE UNTERLAGEN SOLLTEN MIT HERAUSGEGEBEN WERDEN UND FÜR JEDES EINZELTEIL ODER SYSTEM GEHALTEN WERDEN.
ESTA DOCUMENTACIÓN SE DEBE PUBLICAR CON Y GUARDAR PARA CADA ARTÍCULO O SISTEMA.
DEZE DOCUMENTATIE ZOU MET MOETEN UITGEBRACHT WORDEN EN ZOU VOOR ELK ONDERDEEL OF SYSTEEM - MOETEN BIJGEHOUDEN WORDEN.
CETTE DOCUMENTATION DOIT ÊTRE DÉLIVRÉE AVEC CHAQUE ÉLÉMENT OU SYSTÈME ET CONSERVÉE AVEC CELUI-CI
QUESTA DOCUMENTAZIONE DEVE ESSERE EMESSA E CONSERVATA PER OGNI COMPONENTE O SISTEMA

PERIODIC THROUGH EXAMINATION AND REPAIR RECORD

Date / Datum / Fecha / De datum / Date / Data	Inspection details / Detailinformationen zu Prüfungen / Detalles de inspección / Inspectedetails / Détails de l'inspection / Deltagi ispezione	Name and signature / Nennen Sie und Unterschrift / Denomine y la firma / Noem en handtekening / Nom et signature / Nome e firma	Next examination / Nächste Untersuchung / Próximo examen / Het volgende onderzoek / Examen suivant / Prossimo esame